

















YEDEK PARÇA / <i>SPARE PART</i>	GÖRSEL / <i>VISUAL</i>		YEDEK PARÇA / <i>SPARE PART</i>	GÖRSEL / <i>VISUAL</i>
ISI ÖLÇER DUYAR ELEMAN PT - 100 <i>HEAT CONTROL ELEMENT PT-100</i>			EMNİYET TERMOSTAD REKORLU <i>SECURITY THERMOSTAT WITH FITTING</i>	
YENİ DİJİTAL PANEL - KOMPLE			KONTROL KART TAKIMI	
TFT PANEL 4,3" - DİJİTAL DRIVER DAHİL			ÖN PANEL COVER	
ETİKET MEMBRANE ÖN PANEL			ARALAYICI METAL M4 X 20mm	
POMPA KONTAKTÖRÜ <i>PUMP CONTACTOR</i>			KONDANSATÖR 630V - 470mF (DİRENÇ 1W 100R DAHİL)	
SEÇİCİ ŞALTER 1-0-2 <i>SELECTIVE SWITCH 1-0-2</i>			VANA SWITCH <i>VALVE SWITCH</i>	
REZİSTANS 4500 W <i>HEATING ELEMENT 4500 W</i>			MANOMETRE (ø63 mm.) <i>MANOMETER (ø63 mm.)</i>	
REZİSTANS KONTAKTÖRÜ <i>HEATING ELEMENT CONTACTOR</i>			SOLENOİD VALF- 1/2" <i>SOLENOID VALVE - 1/2"</i>	
TERMİK RÖLE <i>THERMIC RELAY</i>			REZİSTANS TARAK TAKIMI (1025) <i>HEATING ELEMENT'S HOLDER SET (1025)</i>	
ERKEK ve DIŞI FIŞ (32A / MONOFAZE-TRİFAZE) <i>PLUG (32A / MONOPHASE-THREE PHASE)</i>			POMPA BİLYESİ <i>PUMP BALL</i>	
KAPAK CONTASI <i>LID GASKET</i>			SİGORTA / MONOFAZE <i>FUSE / MONOPHASE</i>	
YAY TAKMA APARATI <i>SPRING MOUNTING TOOL</i>			SİGORTA / TRİFAZE <i>FUSE / THREEPHASE</i>	
KAĞIT FİLTRE (1025) <i>PAPER FILTER (1025)</i>			KAZAN KAPAK YAYI <i>LID SPRING</i>	

KAĞIT FİLTRE KISKACI <i>PAPER FILTER GRIPPER</i>			KAPAK TOPUZ TUTAMAK KIRMIZI <i>HANDLE KNOB RED</i>	
SEPET KOLU <i>BASKET HANDLE</i>			KAPAK TOPUZ TUTAMAK KIRMIZI <i>HANDLE KNOB RED</i>	
TEMİZLEME FIRÇASI (KIVRIK) <i>CLEANING BRUSH (FOLDED)</i>			SEPET (1025) <i>BASKET (1025)</i>	
SOLENOID VALF BOBİNİ (1/2") <i>SOLENOID VALVE'S COIL (1/2")</i>			TEMİZLEME FIRÇASI (DÜZ) <i>CLEANING BRUSH (STRAIGHT)</i>	
MEKANİK SALMASTRA <i>MECHANICAL PACKING</i>			ELEKTRİK MOTORU - 0,25 KW <i>ELECTRICAL ENGINE - 0,25 KW</i>	
TEKERLEK <i>WHEEL</i>			EMNİYET VENTİLİ 1/2" - 1 BAR <i>SECURITY VALVE 1/2" - 1 BAR</i>	
ON/OFF ANAHTAR 2 PİNLİ <i>ON - OFF SWITCH 2 PINS</i>			BUZZER / ALARM <i>BUZZER / ALARM</i>	
SİNYAL LAMBASI-YEŞİL <i>SIGNAL LAMP - GREEN</i>			DİJİTAL KONTROL PANELİ EPLC-9600 <i>DIGITAL CONTROL PANEL EPLC-9600</i>	

FIYATLARIMIZA K.D.V. Ve NAKLİYE DAHİL DEĞİLDİR
V.T.A and TRANSPORT ARE NOT INCLUDE OUR PRICES

DETAYLI BİLGİ İÇİN / FOR MORE INFORMATION

Tel : + 90 232 207 21 51

E-Mail : info@makfry.com